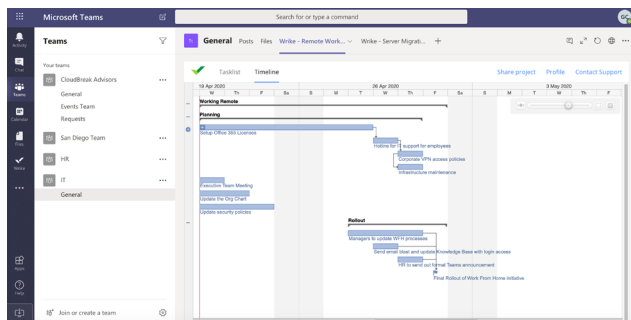


Using Wrike with Microsoft Teams

Easy integration. Powerful collaboration.

Transform conversations into structured work by integrating Wrike's versatile, work management capabilities into your Microsoft Teams and Office 365 tools. Connecting chat channels directly to project tasks takes collaboration to the next level and drives efficiency across the enterprise. Keep everyone accountable, ensure work stays on track, and make it easy for teams to get more done.

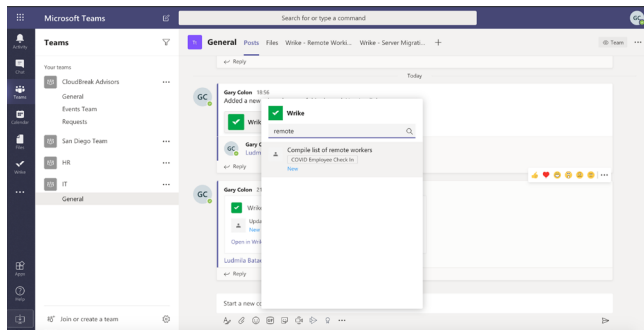
How Wrike makes Teams better



Plan smarter. Execute faster.

Know where things stand and keep everyone accountable and on track.

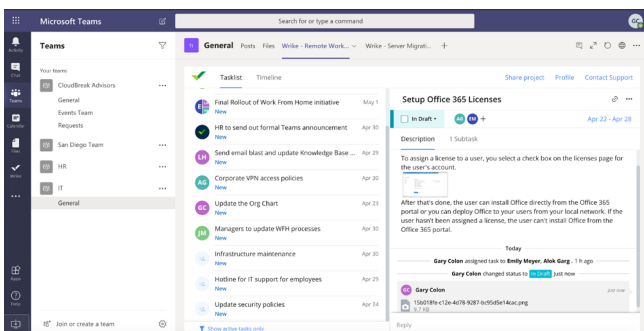
- Visualize projects to help manage deadlines, milestones, and dependencies
- See the big picture and zoom in on details.



Turn chat into action

Don't just talk about what needs to be done – make it easy to do it by Integrating Wrike into Microsoft Teams.

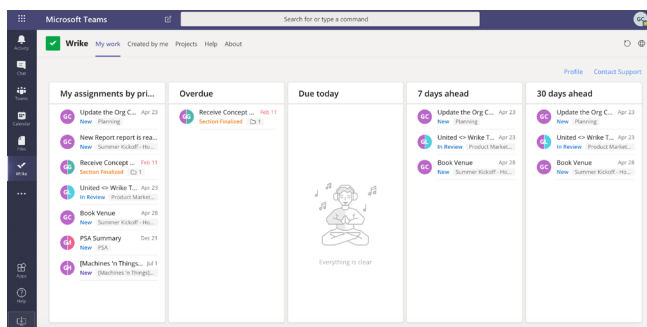
- Connects conversations to structured work so users can take action on items they're chatting about.
- Post previews, share details like status, title, and due date.
- Find tasks quickly and easily without leaving the conversation



Work together in real time

Stop juggling multiple applications and keep everyone on the same page by working in one place.

- With Wrike's live editor to see changes as they're being made.
- Update status, assignees, due dates, and more.
- Give all Office 365 users access to projects.



Get more done, at scale

Help everyone stay on top of their work and perform their best.

- Enhance collaboration with personalized dashboards
- Add any Wrike project as a tab in any Teams channel to delegating with click.
- Create new projects, tasks, add details, with rich text editing and images right there in the conversation.

Easy integration

Choose from two simple ways to integrate Wrike with [Microsoft applications](#).




From within Microsoft Teams

Open the Teams store and install the Wrike app. Next, log in to your Wrike account to connect Wrike projects and tasks to Teams channels.



From within Office 365

Go to AppSource and install Wrike as an add-on for Outlook, Azure, and OneDrive. After you install the add-on, you can use single sign-on (SSO) for Office 365 and Wrike.



"I am constantly searching for ways to make processes more streamlined and efficient, and I found it - Wrike's integration with Microsoft Teams! We utilized the Teams feed for conversations, and the Wrike tab in Teams for our top tasks and updates. It really helps me keep a running weekly activity log for the team that is clear and centralized."
- JESSICA DANCA, Marketing Specialist, West Music Company

Ready to transform conversations into structured work?

Download and try Wrike for free now at <https://try.wrike.com/microsoft-teams-integration/>